

THIS DRAWING IS UNPUBLISHED. RELEASED FOR PUBLICATION
 © COPYRIGHT BY TYCO ELECTRONICS CORPORATION. ALL RIGHTS RESERVED.

LOC	DIST	REVISIONS					
AD	00	P	LTR	DESCRIPTION	DATE	DWN	APVD
		B3		ECO-07-09169	25APR07	MB	MW

Specifications		
	UP01	UP03
Rating	.1A @ 30 VDC	3A @ 125 VAC
UL/CuL rating	.1A @ 125 VAC	3A @ 125 VAC
Contact resistance, initial	100 milliohms max.	
Insulation resistance	100 megohms min, 500 VDC, 1 minute hold	
Dielectric withstanding voltage	1,000 VAC, 1 minute hold	
Life expectancy, mechanical	1,000,000 cycles @ 200 cycles/min.	
Life expectancy, electrical	1,000,000 cycles @ 200 cycles/min., .1A @ 30VDC	6,000 cycles @ 10 cycles/min., 3A @ 125 VAC
Operating temperature	0°C to +55°C	
Storage temperature	-25°C to +85°C	
Storage humidity	85% RH max.	

Materials		
Finish	Manufacturer	Item Name
	Nylon, 30% GF, Black, UL94 V-0	Housing
	PBT, 30% GF, Black, UL94V-0	Cover
	Nylon, 30% GF, Gray, UL94V-0	Button
	Brass	Common Terminal
contact area: 3 microinches min. Au over 30-60 microinches Ni solder area: 60 microinches min. SnCu over 30-60 microinches Ni	Brass (.1A rated parts) Brass with silver inlay (3A parts)	NO Terminal
contact area: 3 microinches min. Au over 30-60 microinches Ni solder area: 60 microinches min. SnCu over 30-60 microinches Ni	Brass (.1A rated parts) Brass with silver inlay (3A parts)	NC Terminal
none	Copper alloy with silver slug	Spring contact

- ALL MATERIAL AND FINISHES SHALL COMPLY WITH EU DIRECTIVE 2002/95/EC OF 27JAN2003 (ROHS).
- PER TABULATION COLUMN RATING, UP AND AGENCY MARKINGS.

Free Position max. (mm)	Movement Differential max. (mm)	Overtravel min. (mm)	Pretravel max. (mm)	Operating Position (mm)	Release Force min. (g)	Operating Force max. (g)	Lever Type	Terminal	Action	Rating	Alco P/N	Part Number
10.1	.80	.6	.3	7.9 +/- .8	5	30	straight	pcb right	SPDT	3A @ 125VAC	UP3DTCNLB04	2-1825043-4
10.1	.80	.6	.3	7.9 +/- .8	8	50	straight	pcb right	SPDT	3A @ 125VAC	UP3DTCNLA04	2-1825043-3
7.35	.12	.2	.62	6.9 +/- .3	10	80	none	pcb right	SPDT	3A @ 125VAC	UP3DTCQLB04	2-1825043-2
7.35	.12	.2	.62	6.9 +/- .3	20	150	none	pcb right	SPDT	3A @ 125VAC	UP3DTCQLA04	2-1825043-1
10.1	.80	.6	.3	7.9 +/- .8	5	30	straight	pcb left	SPDT	3A @ 125VAC	UP3DTBNLB04	2-1825043-0
10.1	.80	.6	.3	7.9 +/- .8	8	50	straight	pcb left	SPDT	3A @ 125VAC	UP3DTBNLA04	1-1825043-9
7.35	.12	.2	.62	6.9 +/- .3	10	80	none	pcb left	SPDT	3A @ 125VAC	UP3DTBOLB04	1-1825043-8
7.35	.12	.2	.62	6.9 +/- .3	20	150	none	pcb left	SPDT	3A @ 125VAC	UP3DTBOLA04	1-1825043-7
10.1	.80	.6	.3	7.9 +/- .8	5	30	straight	pcb	SPDT	3A @ 125VAC	UP3DTANLB04	1-1825043-6
10.1	.80	.6	.3	7.9 +/- .8	8	50	straight	pcb	SPDT	3A @ 125VAC	UP3DTANLA04	1-1825043-5
7.35	.12	.2	.62	6.9 +/- .3	10	80	none	pcb	SPDT	3A @ 125VAC	UP3DTAQLB04	1-1825043-4
7.35	.12	.2	.62	6.9 +/- .3	20	150	none	pcb	SPDT	3A @ 125VAC	UP3DTAQLA04	1-1825043-3
10.1	.80	.6	.3	7.9 +/- .8	5	30	straight	pcb right	SPDT	.1A @ 30VDC	UP01DTCNLB04	1-1825043-2
10.1	.80	.6	.3	7.9 +/- .8	8	50	straight	pcb right	SPDT	.1A @ 30VDC	UP01DTCNLA04	1-1825043-1
7.35	.12	.2	.62	6.9 +/- .3	10	80	none	pcb right	SPDT	.1A @ 30VDC	UP01DTCQLB04	1-1825043-0
7.35	.12	.2	.62	6.9 +/- .3	20	150	none	pcb right	SPDT	.1A @ 30VDC	UP01DTCQLA04	1825043-9
10.1	.80	.6	.3	7.9 +/- .8	5	30	straight	pcb left	SPDT	.1A @ 30VDC	UP01DTBNLB04	1825043-8
10.1	.80	.6	.3	7.9 +/- .8	8	50	straight	pcb left	SPDT	.1A @ 30VDC	UP01DTBNLA04	1825043-7
7.35	.12	.2	.62	6.9 +/- .3	10	80	none	pcb left	SPDT	.1A @ 30VDC	UP01DTBOLB04	1825043-6
7.35	.12	.2	.62	6.9 +/- .3	20	150	none	pcb left	SPDT	.1A @ 30VDC	UP01DTBOLA04	1825043-5
10.1	.80	.6	.3	7.9 +/- .8	5	30	straight	pcb	SPDT	.1A @ 30VDC	UP01DTANLB04	1825043-4
10.1	.80	.6	.3	7.9 +/- .8	8	50	straight	pcb	SPDT	.1A @ 30VDC	UP01DTANLA04	1825043-3
7.35	.12	.2	.62	6.9 +/- .3	10	80	none	pcb	SPDT	.1A @ 30VDC	UP01DTAQLB04	1825043-2
7.35	.12	.2	.62	6.9 +/- .3	20	150	none	pcb	SPDT	.1A @ 30VDC	UP01DTAQLA04	1825043-1

THIS DRAWING IS A CONTROLLED DOCUMENT.

DWN	M. BINNER	31JAN2005
CHK	M. ZITTO	31JAN2005
APVD	M. ZITTO	31JAN2005

Tyco Electronics Corporation
Harrisburg, Pa 17105-3608

NAME: SWITCH, SNAP ACTION, ULTRAMINIATURE

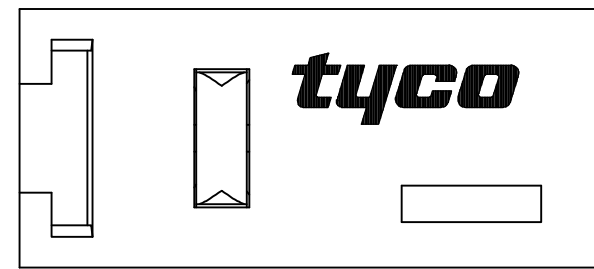
SIZE: A2 CAGE CODE: 00779 DRAWING NO: 1825043 RESTRICTED TO: -

WEIGHT: -

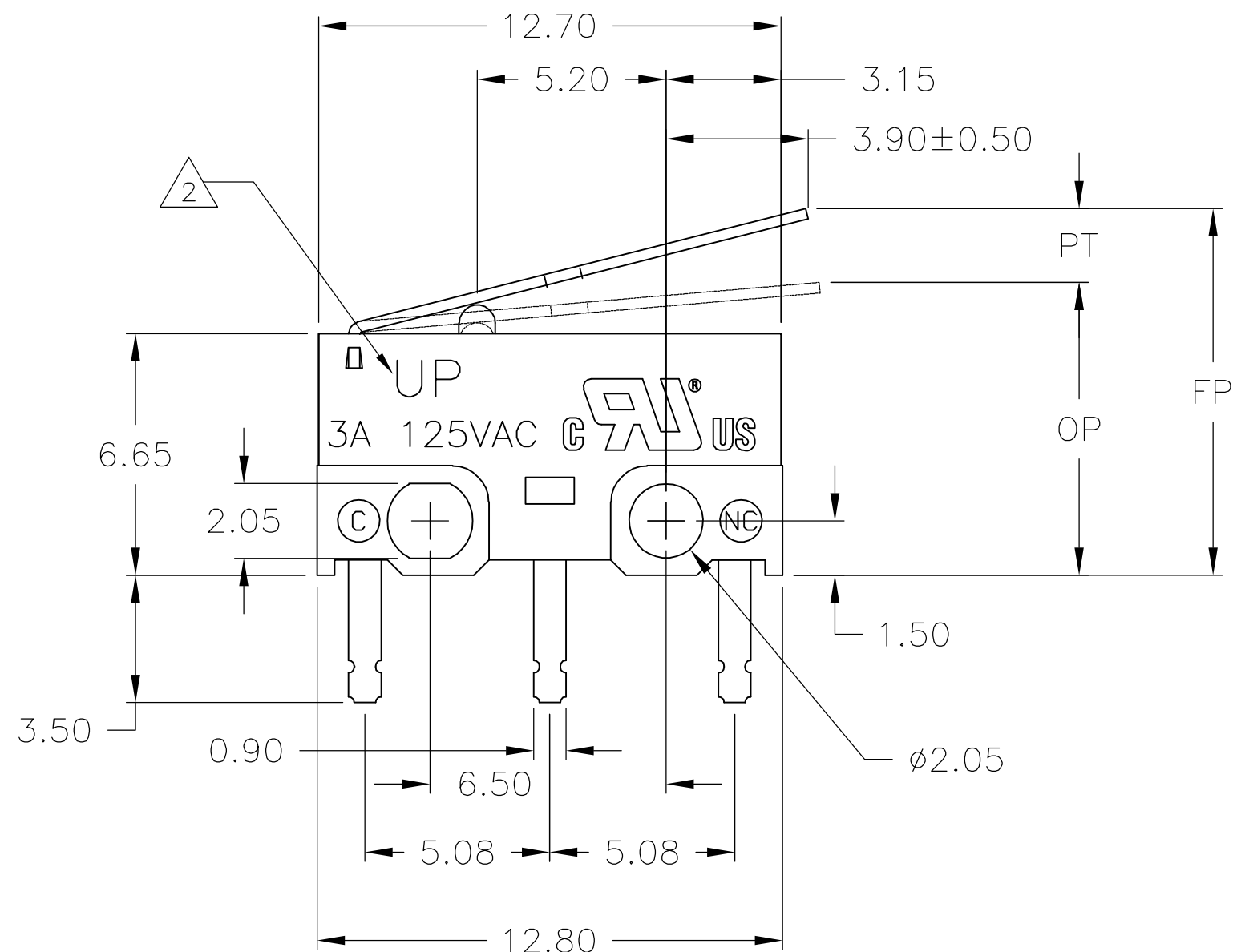
CUSTOMER DRAWING SCALE: 6:1 SHEET: 1 OF 2 REV: B3

THIS DRAWING IS UNPUBLISHED. RELEASED FOR PUBLICATION
 © COPYRIGHT BY TYCO ELECTRONICS CORPORATION. ALL RIGHTS RESERVED.

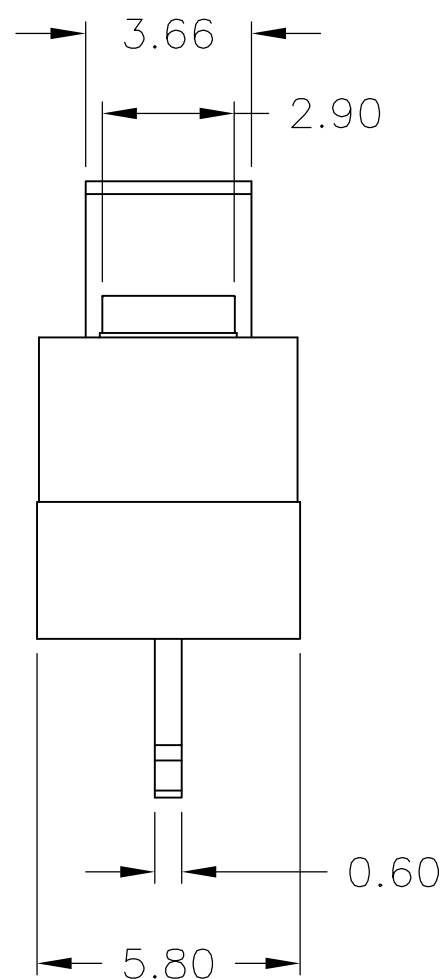
LOC	DIST	REVISIONS			
P	LTR	DESCRIPTION	DATE	DWN	APVD
AD	00	SEE SHEET 1	-	-	-



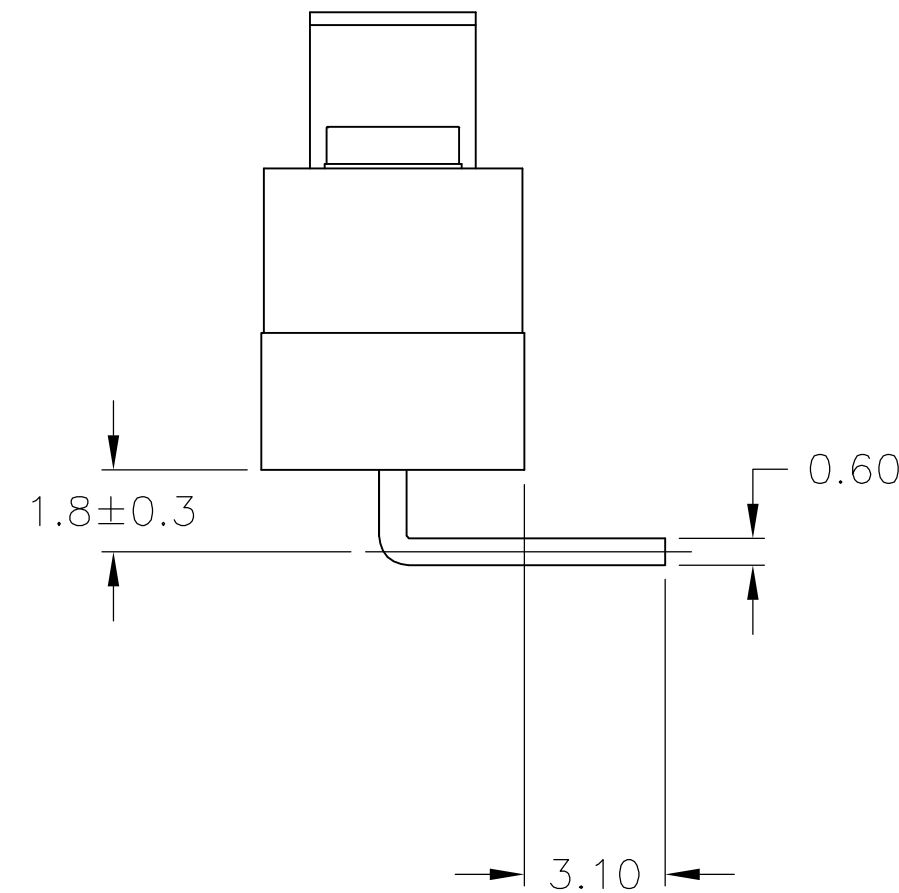
VIEW SHOWN WITH LEVER REMOVED



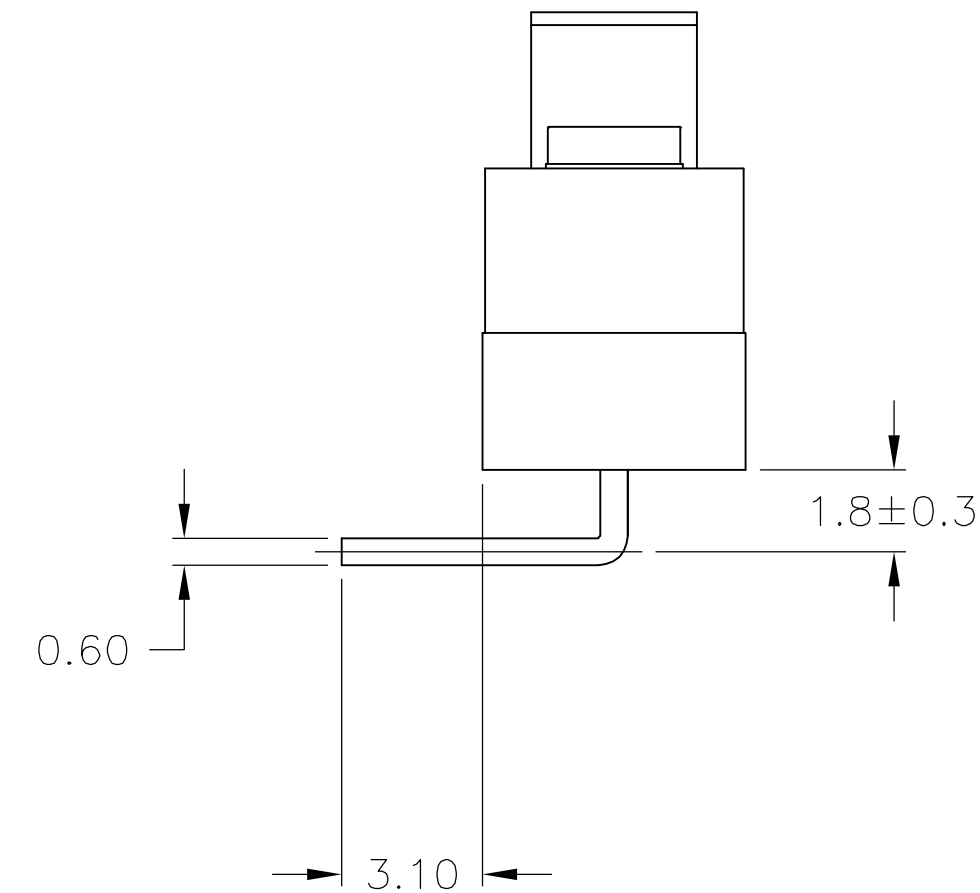
STRAIGHT LEVER SHOWN



PCB TERMINAL



PCB RIGHT TERMINAL



PCB LEFT TERMINAL

THIS DRAWING IS A CONTROLLED DOCUMENT.		DWN M.BINNER 31JAN2005	Tyco Electronics Corporation Harrisburg, Pa 17105-3608	
DIMENSIONS: mm		CHK M ZITTO 31JAN2005	NAME SWITCH, SNAP ACTION, ULTRAMINIATURE	
TOLERANCES UNLESS OTHERWISE SPECIFIED: 0 PLC ± - 1 PLC ± - 2 PLC ± 0.40 3 PLC ± - 4 PLC ± - ANGLES ± 1°		APVD M ZITTO 31JAN2005	SIZE A2	RESTRICTED TO -
MATERIAL -		FINISH -	CAGE CODE 00779	DRAWING NO C=1825043
		WEIGHT -	SCALE 6:1	SHEET 2 OF 2
		CUSTOMER DRAWING	REV B3	

1825043